

CRF-36

34.5 kV CURRENT TRANSFORMER



**OUTDOOR
60 Hertz**

ARTECHE CR series are dry type outdoor service current transformers. The core is encapsulated with Type B epoxy resin which provides excellent internal dielectric properties and mechanical strength. The external layer of Cycloaliphatic Epoxy Resin (CEP) provides resistance to ultraviolet rays and the effects of tracking and erosion on the exterior of the transformer ensuring a long mechanical and electrical life. The transformer is maintenance free.

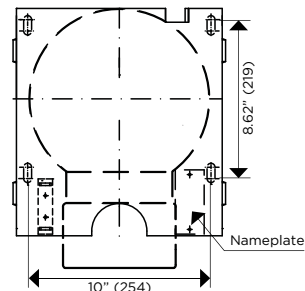
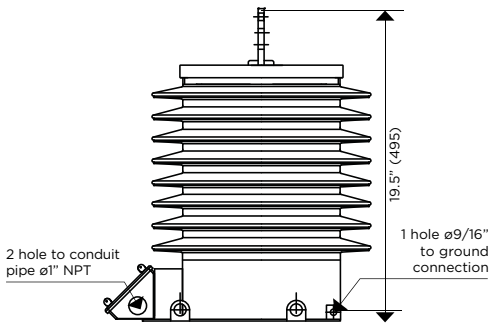
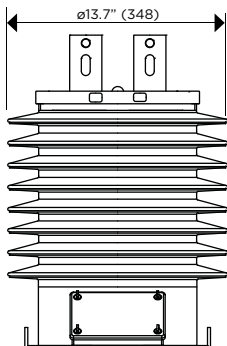
The external layer can be manufactured with Hydrophobic Cycloaliphatic Epoxy Resin (HCEP) which improves service life expectancy due to its improved tracking and erosion resistance. HCEP additionally increases the transformer's weatherability and offers better performance in heavily polluted environments.

The core is built with high permeability grain oriented silicon steel laminations for low losses. The windings are copper wire with copper plate double isolation. The concentric distribution of the coils prevents magnetic flux leakage, achieving greater accuracy and higher capacity to withstand mechanical stresses in adverse operating conditions.

Partial Discharge measurements exceed the IEEE, CAN/CSA and IEC requirements.

Mechanical characteristics

Insulation Material	Colors	Weight (lbs.)	Creepage distance (in)	Strike distance (in)
Resin	Gray*	134.4	36.2	15



Drawing number: 9448132

	PRIMARY TERMINAL	GROUND CONNECTOR	SECONDARY TERMINAL		ONE SECONDARY
CONNECTIONS				MARKING (Single Primary Ratio)	
	Type: NEMA-2 Material: Copper	Type: TE-12-250 Material: Copper Range: 4TRE-250MCM	Type: Quick Connector Material: Brass		

NEMA 2 THICKNESS	3/8"	1/2"	3/4"
AMPERES	0 TO 1200	1201 TO 1500	1501 TO 2000

Approximate dimensions in inches (mm).
* Brown color available upon request.

CRF-36

34.5 kV CURRENT TRANSFORMER

Electrical characteristics

Code (CEP)	Code (HCEP)	Current Ratio (Primary: Secondary) (A)	Continuous Thermal Current Rating Factor @ 30°C	Short-time Thermal Current (kA/1s)	Short-time Mechanical Current (kA _{peak})	IEEE Metering Accuracy	Relay Accuracy	Nominal Voltage System (kV)	BIL (kV)	Power-Frequency Withstand Voltage (1 min)	
										Primary & Secondary (kV _{rms})	Secondary Winding (kV _{rms})
756273001	756270000-H	5:5	3.0	0.5	1.25	0.3B-1.8	T100	34.5	200	70	2.5
756273002	756270001-H	10:5	3.0	1	2.5	0.3B-1.8	T100	34.5	200	70	2.5
756273003	756270002-H	15:5	3.0	1.5	3.75	0.3B-1.8	T100	34.5	200	70	2.5
756273004	756270003-H	20:5	3.0	2	5	0.3B-1.8	T100	34.5	200	70	2.5
756273005	756270004-H	25:5	3.0	2.5	6.25	0.3B-1.8	T100	34.5	200	70	2.5
756273006	756270005-H	30:5	3.0	3	7.5	0.3B-1.8	T100	34.5	200	70	2.5
756273008	756270006-H	40:5	3.0	4	10	0.3B-1.8	T100	34.5	200	70	2.5
756273010	756270007-H	50:5	3.0	5	12.5	0.3B-1.8	T100	34.5	200	70	2.5
756273015	756270008-H	75:5	3.0	7.5	18.75	0.3B-1.8	T100	34.5	200	70	2.5
756273020	756270009-H	100:5	3.0	10	25	0.3B-1.8	T100	34.5	200	70	2.5
756273030	756270010-H	150:5	3.0	15	37.5	0.3B-1.8	T100	34.5	200	70	2.5
756273040	756270011-H	200:5	3.0	20	50	0.3B-1.8	T100	34.5	200	70	2.5
756273060	756270012-H	300:5	3.0	30	75	0.3B-1.8	T100	34.5	200	70	2.5
756273080	756270013-H	400:5	3.0	40	100	0.3B-1.8	T100	34.5	200	70	2.5
756273120	756270014-H	600:5	2.0	60	150	0.3B-1.8	T100	34.5	200	70	2.5
756273160	756270015-H	800:5	1.5	60	150	0.3B-1.8	T100	34.5	200	70	2.5
756273200	756270016-H	1000:5	1.0	75	127.5	0.3B-1.8	T100	34.5	200	70	2.5
756273240	756270017-H	1200:5	1.0	90	162	0.3B-1.8	T100	34.5	200	70	2.5
756271001	756270030-H	5:5	1.5	0.5	0.95	0.3B-1.8	T200	34.5	200	70	2.5
756271002	756270031-H	10:5	1.5	1	1.9	0.3B-1.8	T200	34.5	200	70	2.5
756271003	756270032-H	15:5	1.5	1.5	2.85	0.3B-1.8	T200	34.5	200	70	2.5
756271004	756270033-H	20:5	1.5	2	3.8	0.3B-1.8	T200	34.5	200	70	2.5
756271005	756270034-H	25:5	1.5	2.5	4.75	0.3B-1.8	T200	34.5	200	70	2.5
756271006	756270035-H	30:5	1.5	3	5.7	0.3B-1.8	T200	34.5	200	70	2.5
756271008	756270036-H	40:5	1.5	4	7.6	0.3B-1.8	T200	34.5	200	70	2.5
756271010	756270037-H	50:5	1.5	5	9.5	0.3B-1.8	T200	34.5	200	70	2.5
756271012	756270038-H	60:5	1.5	6	11.4	0.3B-1.8	T200	34.5	200	70	2.5
756271015	756270039-H	75:5	1.5	7.5	14.25	0.3B-1.8	T200	34.5	200	70	2.5
756271020	756270040-H	100:5	1.5	10	19	0.3B-1.8	T200	34.5	200	70	2.5
756271040	756270041-H	200:5	1.5	20	38	0.3B-1.8	T200	34.5	200	70	2.5
756271060	756270042-H	300:5	1.5	30	57	0.3B-1.8	T200	34.5	200	70	2.5
756271080	756270043-H	400:5	1.5	40	76	0.3B-1.8	T200	34.5	200	70	2.5
756271100	756270044-H	500:5	1.5	50	9.5	0.3B-1.8	T200	34.5	200	70	2.5
756271120	756270045-H	600:5	1.2	60	86.7	0.3B-1.8	T200	34.5	200	70	2.5
756271160	756270046-H	800:5	1.0	60	114	0.3B-1.8	T200	34.5	200	70	2.5
756271200	756270047-H	1000:5	1.0	75	142.5	0.3B-1.8	T200	34.5	200	70	2.5
756271240	756270048-H	1200:5	1.0	90	171	0.3B-1.8	T200	34.5	200	70	2.5
756272002	756270060-H	10/20:5	2.0/1.5	2	3.8	0.3B-0.9/0.3B-1.8	T100/T200	34.5	200	70	2.5
756272005	756270061-H	25/50:5	2.0/1.5	5	9.5	0.3B-0.9/0.3B-1.8	T100/T200	34.5	200	70	2.5
756272006	756270062-H	30/60:5	2.0/1.5	6	11.4	0.3B-0.9/0.3B-1.8	T100/T200	34.5	200	70	2.5
756272010	756270063-H	50/100:5	2.0/1.5	10	19	0.3B-0.9/0.3B-1.8	T100/T200	34.5	200	70	2.5
756272015	756270064-H	75/150:5	2.0/1.5	15	28.5	0.3B-0.9/0.3B-1.8	T100/T200	34.5	200	70	2.5
756272020	756270065-H	100/200:5	2.0/1.5	20	38	0.3B-0.9/0.3B-1.8	T100/T200	34.5	200	70	2.5

CRF-36

34.5 kV CURRENT TRANSFORMER

Electrical characteristics

Code (CEP)	Code (HCEP)	Current Ratio (Primary: Secondary) (A)	Continuous Thermal Current Rating Factor @ 30°C	Short-time Thermal Current (kA/1s)	Short-time Mechanical Current (kA _{peak})	IEEE Metering Accuracy	Relay Accuracy	Nominal Voltage System (kV)	BIL (kV)	Power-Frequency Withstand Voltage (1 min)	
										Primary & Secondary (kV _{rms})	Secondary Winding (kV _{rms})
756272030	756270066-H	150/300:5	2.0/1.5	30	57	0.3B-0.9/0.3B-1.8	T100/T200	34.5	200	70	2.5
756272040	756270067-H	200/400:5	2.0/1.5	40	76	0.3B-0.9/0.3B-1.8	T100/T200	34.5	200	70	2.5
756272060	756270068-H	300/600:5	2.0/1.5	60	86.7	0.3B-0.9/0.3B-1.8	T100/T200	34.5	200	70	2.5
756272080	756270069-H	400/800:5	1.2/1.2	60	114	0.3B-0.9/0.3B-1.8	T100/T200	34.5	200	70	2.5
756272100	756270070-H	500/1000:5	1.0/1.0	75	142.5	0.3B-0.9/0.3B-1.8	T100/T200	34.5	200	70	2.5
756272120	756270071-H	600/1200:5	1.0/1.0	90	171	0.3B-0.9/0.3B-1.8	T100/T200	34.5	200	70	2.5
756279001	756270080-H	5:5	1.5	0.5	0.95	0.15B-0.9	-	34.5	200	70	2.5
756279002	756270081-H	10:5	1.5	1	1.9	0.15B-0.9	-	34.5	200	70	2.5
756279010	756270082-H	50:5	1.5	5	9.5	0.15B-0.9	-	34.5	200	70	2.5
756279015	756270083-H	75:5	1.5	7.5	14.25	0.15B-0.9	-	34.5	200	70	2.5
756279020	756270084-H	100:5	1.5	10	19	0.15B-0.9	-	34.5	200	70	2.5
756279120	756270085-H	600:5	1.2	60	86.7	0.15B-0.9	-	34.5	200	70	2.5
756279160	756270086-H	800:5	1.0	60	114	0.15B-0.9	-	34.5	200	70	2.5
756279240	756270087-H	1200:5	1.0	90	171	0.15B-0.9	-	34.5	200	70	2.5
756278001	756270100-H	5/10:5	2.0/1.5	1	1.9	0.15B-0.5/B-0.9	-	34.5	200	70	2.5
756278002	756270101-H	10/20:5	2.0/1.5	2	3.8	0.15B-0.5/B-0.9	-	34.5	200	70	2.5
756278060	756270102-H	300/600:5	2.0/1.5	60	86.7	0.15B-0.5/B-0.9	-	34.5	200	70	2.5
756278080	756270103-H	400/800:5	1.2/1.2	60	114	0.15B-0.5/B-0.9	-	34.5	200	70	2.5
756278100	756270104-H	500/1000:5	1.0/1.0	75	142.5	0.15B-0.5/B-0.9	-	34.5	200	70	2.5
756278120	756270105-H	600/1200:5	1.0/1.0	90	171	0.15B-0.5/B-0.9	-	34.5	200	70	2.5
High Accuracy Extended Range 1% nominal current to Rating Factor											
756276040	756270120-H	200:5	2.0	20	50	0.15 B-1.8	-	34.5	200	70	2.5
756276120	756270121-H	600:5	1.5	60	150	0.15 B-1.8	-	34.5	200	70	2.5
756276200	756270122-H	1000:5	1.5	75	127.5	0.15 B-1.8	-	34.5	200	70	2.5
756276240	756270123-H	1200:5	1.2	90	162	0.15 B-1.8	-	34.5	200	70	2.5

Additional ratings available upon request.

